

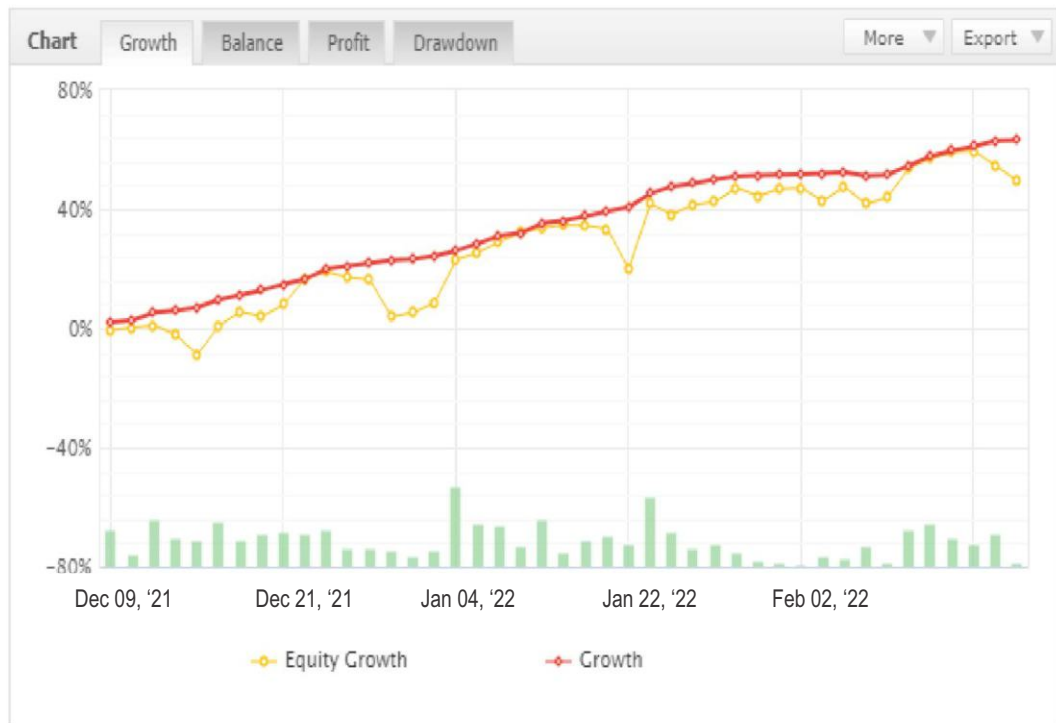


Pegasus capital - \$1500000 Real  
 Real (USD), IC Markets, 1:500, MetaTrader 4

Track Record Verified  
 Trading Privileges Verified

Discuss Copy

Info	Stats	General
Gain:	+17.06%	
Abs. Gain:	+16.99%	
Daily:	0.85%	
Monthly:	17.06%	
Drawdown:	0.08%	
Balance:	\$8550100.61	
Equity:	(99.88%)\$8539985.81	
Highest:	(Jan 29) \$9950100.61	
Profit:	\$1450100.61	
Interest:	-\$158.60	
Deposits:	\$8500000.00	
Withdrawals:	\$1400000.00	
Updated:	7 Minutes ago	
Tracking:	5	



Trading	Periods	Goals	Browser	Gain (Difference)	Profit (Difference)	Pips (Difference)	Win % (Difference)	Trades (Difference)	Lots (Difference)
Today				+0.0% (-0.0%)	+0.0% (-0.0%)	\$0.00 (-\$0.00)	0.00% (-0.00%)	0 (-0)	0.00 (-0.00)
This Week				+4.25% (+0.42%)	+\$361250.41 (+\$35700.24)	+110.61 (+16.57)	100% (+2%)	4 (-1)	326.59 (-7.21)
This Month				+17.06% (+1.76%)	+\$1450100.61 (+\$149600.45)	+462.56 (+38.41)	94% (-0%)	17 (+3)	1503.27 (+29.74)
This Year				+197.47% (-28.14%)	+\$16784950.25 (+\$2391900.39)	5298.37 (+102.87)	93% (-0%)	195 (-0)	16587.43 (+237.40)

**BDSWISS**  
 WE GIVE YOU MORE

Trade with  
**Ultra-Low Spreads**  
 from

**0**

Commission-Free  
 on Raw Account

- FX
- Forex
- Indices
- Shares
- Commodities
- Cryptocurrencies

Learn more

78.3% of retail investor accounts lose money when trading CFDs with this provider. You should consider whether you can afford to take the high risk of losing your money.

Over  
**2.5M**  
 clients from  
**196** countries

- ✓ Zero Commissions
- ✓ No Hidden Fees
- ✓ Spreads as low as 0 pips

Open an Account

Forex and CFD trading is high risk and can result in the loss of all your invested capital.



Trade  
**Forex**  
 and  
**CFDs** on

- Indices
- Gold
- Oil
- Stocks

Open an Account

Forex and CFD trading is high risk and can result in the loss of all your invested capital.



Activate Windows  
 Go to PC settings to activate windows.



# Trade Forex and CFDs on

- Indices
- Gold
- Oil
- Stocks

Open an Account

Forex and CFD trading is high risk and can result in the loss of all your invested capital.



Advanced Statistics		Trades	Summary	Hourly	Daily	Risk Of Ruin	Duration	MAE/MFE
Trades:		17	Longs Won:	(14/15) 93.33%	Profit Factor:		4.56	
Profitability:	<div style="width: 100%; height: 10px; background-color: green;"></div>		Shorts Won:	(2/2) 100%	Standard Deviation:		\$13445.31	
Pips:		462.56	Best Trade(\$):	(Jan 22) 83220.95	Sharpe Ratio:		75.24	
Average Win:		27.62pips/\$82860.93	Worst Trade(\$):	(Jan 26) -11100.96	Z-Score (Probability):		97.64%	
Average Loss:		-3.70pips/-11100.96	Best Trade (Pips):	(Jan 22) 27.74	Expectancy:		26.84pips/\$30844.47	
Lots:		1503.27	Worst Trade (Pips):	(Jan 26) -3.70	AHPR:		0.09%	
Commissions:		-\$158.56	Avg. Trade Length:	2hr 39m	GHPR:		0.09%	

Trading Activity		Open Trades	Open Orders	History ( 110)	Exposure	Filter						
Open Date	Close date	Symbol	Action	Lots	SL(Pips)	TP(Pips)	Open Price	Close Price	Pips	Profit (USD)	Duration	Gain
06.01.2022 10:50	06.01.2022 12:00	GBPJPY	Sell	300.00	-3.70	27.63	140.546	140.270	27.63	82890.53	1h 10m	0.03%
13.01.2022 09:35	13.01.2022 14:15	GBPJPY	Sell	300.00	-3.70	27.64	141.230	141.954	27.64	82920.77	4h 40	0.03%
14.01.2022 07:40	14.01.2022 09:40	GBPJPY	Sell	300.00	-3.70	27.56	141.176	141.901	27.56	82680.19	1h 10m	0.03%
15.01.2022 09:05	15.01.2022 12:05	GBPJPY	Sell	300.00	-3.70	27.61	141.576	141.300	27.61	82830.64	3h	0.03%
18.01.2022 09:50	18.01.2022 14:50	GBPJPY	Buy	300.00	-3.70	27.59	140.377	140.652	27.59	82770.27	5h	0.03%
19.01.2022 08:20	19.01.2022 10:05	GBPJPY	Buy	300.00	-3.70	27.62	141.351	141.627	27.62	82860.31	1h 45m	0.03%
20.01.2022 10:45	20.01.2022 11:35	GBPJPY	Sell	300.00	-3.70	27.63	142.286	142.010	27.63	82890.53	50m	0.03%
22.01.2022 08:20	22.01.2022 08:50	GBPJPY	Buy	300.00	-3.70	27.74	141.549	141.826	27.74	83220.95	30m	0.03%
22.01.2022 09:45	22.01.2022 15:45	GBPJPY	Buy	300.00	-3.70	27.58	141.579	141.854	27.58	82740.33	6h	0.03%
25.01.2022 08:00	25.01.2022 09:15	GBPJPY	Sell	300.00	-3.70	27.66	142.291	142.016	27.66	82980.90	1h 15m	0.03%
25.01.2022 10:55	02.02.2022 14:50	GBPJPY	Sell	300.00	-3.70	27.62	142.174	142.898	27.62	82850.83	3h 55m	0.03%

Leading Economic Index (3h 28min)

US dollar likely to remain strong at le... (4 min ago)

EURUSD 1.11067  
 USDJPY 109.534  
 GBPUSD 1.30862  
 USDCAD 1.30831

**BDSWISS**  
WE GIVE YOU MORE

Trade with **Ultra-Low Spreads** from

**0**

Commission-Free on Raw Account

- FX
- Forex
- Indices
- Shares
- Commodities
- Cryptocurrencies

[Learn more](#)

78% of retail investor accounts lose money when trading CFDs with this provider. You should consider whether you can afford to take the high risk of losing your money.

Over **2.5M** clients from **196** countries

- Zero Commissions
- No Hidden Fees
- Spreads as low as 0 pips

[Open an Account](#)

Forex and CFD trading is high risk and can result in the loss of all your invested capital.

**XM**  
10 YEARS ANNIVERSARY

Activate Windows Go to PC settings to activate Windows.



Pegasus capital - \$1500000 Real  
Real (USD), IC Markets, 1:500, MetaTrader 4

✔ Track Record Verified  
✔ Trading Privileges Verified

Discuss Copy

Info	Stats	General
Gain:	+16.84%	
Abs. Gain:	+16.84%	
Daily:	0.76%	
Monthly:	16.84%	
Drawdown:	0.08%	
Balance:	\$10084000.43	
Equity:	(99.91%)\$10074924.37	
Highest:	(Feb 26) \$11684000.43	
Profit:	\$168400.43	
Interest:	-\$187.60	
Deposits:	\$10000000.00	
Withdrawals:	\$1600000.00	
Updated:	6 Minutes ago	
Tracking:	6	



Trading	Periods	Goals	Browser	Gain (Difference)	Profit (Difference)	Pips (Difference)	Win % (Difference)	Trades (Difference)	Lots (Difference)
Today				+0.0% (-0.0%)	+0.0% (-0.0%)	\$0.00 (-\$0.00)	0.00% (-0.00%)	0 (-0)	0.00 (-0.00)
This Week				+4.20% (+0.38%)	+\$420192.96 (+\$38000.79)	+129.55 (+14.96)	100% (-0%)	4 (-0)	486.19 (+6.85)
This Month				+16.84% (+0.29%)	+\$1684000.43 (+\$152000.31)	+513.56 (+22.69)	100% (+1%)	14 (-1)	2196.76 (+29.74)
This Year				+198.02% (+8.16%)	\$1980200.35 (+\$516000.66)	5812.48 (+87.67)	96% (-0%)	185 (-11)	25926.67 (+187.36)

**BD SWISS**  
WE GIVE YOU MORE

Trade with **Ultra-Low Spreads** from **0** Commission-Free on Raw Account

- FX
- Forex
- Indices
- Shares
- Commodities
- Cryptocurrencies

[Learn more](#)

78.3% of retail investor accounts lose money when trading CFDs with this provider. You should consider whether you can afford to take the high risk of losing your money.

Over **2.5M** clients from **196** countries

- ✔ Zero Commissions
- ✔ No Hidden Fees
- ✔ Spreads as low as 0 pips

[Open an Account](#)

Forex and CFD trading is high risk and can result in the loss of all your invested capital.

**XM**  
10 YEARS ANNIVERSARY

Trade **Forex** and **CFDs** on

- Indices
- Gold
- Oil
- Stocks

[Open an Account](#)

Forex and CFD trading is high risk and can result in the loss of all your invested capital.







Trade  
**Forex**  
and  
**CFDs** on

- Indices
- Gold
- Oil
- Stocks

[Open an Account](#)

Forex and CFD trading is high risk and can result in the loss of all your invested capital.



Advanced Statistics	Trades	Summary	Hourly	Daily	Risk Of Ruin	Duration	MAE/MFE
Trades:	14	Longs Won:	(14/15) 93.33%	Profit Factor:	4.56		
Profitability:	<div style="width: 100%; height: 10px; background-color: green;"></div>	Shorts Won:	(2/2) 100%	Standard Deviation:	\$13445.31		
Pips:	513.56	Best Trade(\$):	(Feb 3) 119406.43	Sharpe Ratio:	75.24		
Average Win:	28.38pips/\$119196.99	Worst Trade(\$):	-	Z-Score (Probability):	97.64%		
Average Loss:	-0.00pips/\$0.00	Best Trade (Pips):	(Feb 3) 28.43	Expectancy:	26.84pips/\$30844.47		
Lots:	2196.76	Worst Trade (Pips):	-	AHPR:	0.09%		
Commissions:	-\$222.64	Avg. Trade Length:	2h 55m	GHPR:	0.09%		

Trading Activity	Open Trades	Open Orders	History ( 110 )	Exposure	Filter								
Open Date	Close date	Symbol	Action	Lots	SL(Pips)	TP(Pips)	Open Price	Close Price	Pips	Profit (USD)	Duration	Gain	
01.02.2022 09:30	01.02.2022 10:30	GBPJPY	Sell	420.00	-3.70	28.35	144.079	143.796	28.35	119070.22	1h	0.03%	
02.02.2022 08:20	02.02.2022 13:35	GBPJPY	Sell	420.00	-3.70	27.86	143.751	143.473	27.86	117012.16	5h 15m	0.03%	
02.02.2022 09:10	02.02.2022 13:35	GBPJPY	Sell	420.00	-3.70	28.21	143.744	143.462	28.21	118482.86	4h 25m	0.03%	
03.02.2022 10:00	03.02.2022 11:55	GBPJPY	Sell	420.00	-3.70	28.43	143.639	143.355	28.43	119406.43	1h 55m	0.03%	
04.02.2022 11:00	04.02.2022 14:00	GBPJPY	Buy	420.00	-3.70	27.90	142.891	143.170	27.90	117180.08	3h	0.03%	
05.02.2022 08:50	05.02.2022 10:20	GBPJPY	Buy	420.00	-3.70	28.08	144.316	144.596	28.08	117936.14	1h 30m	0.03%	
08.02.2022 08:10	08.02.2022 10:25	GBPJPY	Sell	420.00	-3.70	28.35	144.924	144.641	28.35	119070.72	2h 15m	0.03%	
09.02.2022 10:35	09.02.2022 16:25	GBPJPY	Buy	420.00	-3.70	28.20	144.049	144.331	28.20	118440.02	5h 50m	0.03%	
11.02.2022 08:35	11.02.2022 13:20	GBPJPY	Buy	420.00	-3.70	27.96	144.613	144.892	27.96	117432.88	4h 45m	0.03%	
17.02.2022 08:30	17.02.2022 10:20	GBPJPY	Sell	420.00	-3.70	27.82	147.215	146.937	27.82	116844.34	1h 50m	0.03%	
19.02.2022 08:00	19.02.2022 08:30	GBPJPY	Sell	420.00	-3.70	28.18	147.668	147.387	28.18	118356.05	30m	0.03%	

Leading Economic Index (3h 28min)	US dollar likely to remain strong at le... (4 min ago)	EURUSD 1.11067	GBPUSD 1.30662
		USDJPY 109.534	USDCAD 1.30631

**BDSWISS**  
WE GIVE YOU MORE

Trade with  
**Ultra-Low Spreads**  
from

# 0

Commission-Free on Raw Account

- FX
- Forex
- Indices
- Shares
- Commodities
- Cryptocurrencies

[Learn more](#)

78.2% of retail investor accounts lose money when trading CFDs with this provider. You should consider whether you can afford to take the high risk of losing your money.

Over  
**2.5M**  
clients from  
**196** countries

- ✓ Zero Commissions
- ✓ No Hidden Fees
- ✓ Spreads as low as 0 pips

[Open an Account](#)

Forex and CFD trading is high risk and can result in the loss of all your invested capital.

Activate Windows  
Go to PC settings to activate Windows.



Pegasus capital - \$1500000 Real  
Real (USD), IC Markets, 1:500, MetaTrader 4

✓ Track Record Verified  
✓ Trading Privileges Verified

Discuss Copy

Info	Stats	General
Gain:	+17.13%	
Abs. Gain:	+16.96%	
Daily:	0.85%	
Monthly:	17.13%	
Drawdown:	0.09%	
Balance:	\$12055600.63	
Equity:	(99.93%)\$12047161.70	
Highest:	(Mar 30) \$14055600.63	
Profit:	\$2055600.63	
Interest:	-\$258.60	
Deposits:	\$12000000.00	
Withdrawals:	\$2000000.00	
Updated:	8 Minutes ago	
Tracking:	4	



Trading	Periods	Goals	Browser				
		Gain (Difference)	Profit (Difference)	Pips (Difference)	Win % (Difference)	Trades (Difference)	Lots (Difference)
Today		+0.0% (-0.0%)	+0.0% (-0.0%)	\$0.00 (-\$0.00)	0.00% (-0.00%)	0 (-0)	0.00 (-0.00)
This Week		+4.26% (+0.34%)	+\$511200.53 (+\$40800.32)	+115.31 (+14.27)	100% (-0%)	3 (-1)	483.32 (+67.21)
This Month		+17.13% (+1.37%)	+\$2055600.63 (+\$164400.64)	+450.35 (+46.97)	100% (-0%)	15 (-2)	1905.46 (+119.83)
This Year		+205.45% (+18.55%)	\$24654000.37 (+\$2226000.41)	5298.37 (+102.87)	97% (-0%)	195 (-0)	22588.55 (+237.40)

**BD SWISS**  
WE GIVE YOU MORE

Trade with **Ultra-Low Spreads** from **0** Commission-Free on Raw Account

- FX
- Forex
- Indices
- Shares
- Commodities
- Cryptocurrencies

Learn more

78.3% of retail investor accounts lose money when trading CFDs with this provider. You should consider whether you can afford to take the high risk of losing your money.

Over **2.5M** clients from **196** countries

- ✓ Zero Commissions
- ✓ No Hidden Fees
- ✓ Spreads as low as 0 pips

Open an Account

Forex and CFD trading is high risk and can result in the loss of all your invested capital.

**XM**  
10 YEARS ANNIVERSARY

Trade **Forex** and **CFDs** on

- Indices
- Gold
- Oil
- Stocks

Open an Account

Forex and CFD trading is high risk and can result in the loss of all your invested capital.

**XM**  
10 YEARS ANNIVERSARY





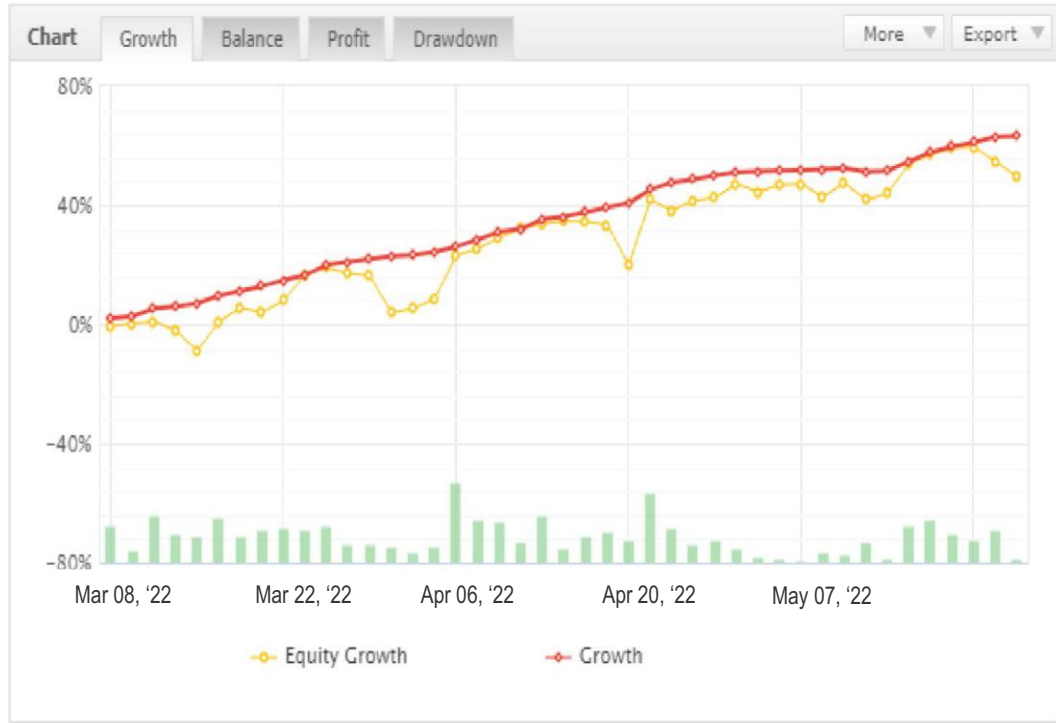


Pegasus capital - \$1500000 Real  
Real (USD), IC Markets, 1:500, MetaTrader 4

✔ Track Record Verified  
✔ Trading Privileges Verified

Discuss Copy

Info	Stats	General
Gain:	+17.36%	
Abs. Gain:	+17.19%	
Daily:	0.86%	
Monthly:	17.36%	
Drawdown:	0.08%	
Balance:	\$17051200.92	
Equity:	(99.93%)\$17027329.23	
Highest:	(Apr 29) \$9950100.61	
Profit:	\$2951200.92	
Interest:	-\$373.18	
Deposits:	\$17000000.00	
Withdrawals:	\$2900000.00	
Updated:	4 Minutes ago	
Tracking:	7	



Trading	Periods	Goals	Browser				
		Gain (Difference)	Profit (Difference)	Pips (Difference)	Win % (Difference)	Trades (Difference)	Lots (Difference)
Today		+0.0% (-0.0%)	+0.0% (-0.0%)	\$0.00 (-\$0.00)	0.00% (-0.00%)	0 (-0)	0.00 (-0.00)
This Week		+4.31% (+0.43%)	+\$732700.12 (+\$73100.72)	+126.86 (+13.61)	100% (-0%)	4 (-0)	577.56 (+81.72)
This Month		+17.36% (+0.237%)	+\$2951200.92 (+\$219300.56)	+461.67 (+17.43)	100% (-0%)	16 (+1)	2413.44 (+368.99)
This Year		+209.61% (+19.36%)	\$35633700.47 (+\$3291200.70)	5912.13 (+98.65)	99% (+2%)	197 (+3)	29675.91 (+2827.88)

**BD SWISS**  
WE GIVE YOU MORE

Trade with  
**Ultra-Low Spreads**  
from

**0**

Commission-Free  
on Raw Account

- FX
- Forex
- Indices
- Shares
- Commodities
- Cryptocurrencies

Learn more

78.2% of retail investor accounts lose money when trading CFDs with this provider. You should consider whether you can afford to take the high risk of losing your money.

Over  
**2.5M**  
clients from  
**196** countries

- ✔ Zero Commissions
- ✔ No Hidden Fees
- ✔ Spreads as low as 0 pips

Open an Account

Forex and CFD trading is high risk and can result in the loss of all your invested capital.



Trade  
**Forex**  
and  
**CFDs** on

- Indices
- Gold
- Oil
- Stocks

Open an Account

Forex and CFD trading is high risk and can result in the loss of all your invested capital.



Activate Windows  
Go to PC settings to activate Windows



# Trade Forex and CFDs on

- Indices
- Gold
- Oil
- Stocks

Open an Account

Forex and CFD trading is high risk and can result in the loss of all your invested capital.



Advanced Statistics	Trades	Summary	Hourly	Daily	Risk Of Ruin	Duration	MAE/MFE
Trades:	16	Longs Won:	(2/2) 93.33%	Profit Factor:	4.56		
Profitability:	<div style="width: 100%; height: 10px; background-color: green;"></div>	Shorts Won:	(14/14) 100%	Standard Deviation:	\$13445.31		
Pips:	461.67	Best Trade(\$):	Apr 5) 183960.85	Sharpe Ratio:	75.24		
Average Win:	29.16pips/\$183175.03	Worst Trade(\$):	-	Z-Score (Probability):	97.64%		
Average Loss:	-0.00pips/-\$0.00	Best Trade (Pips):	(Apr 5) 29.20	Expectancy:	26.84pips/\$30844.47		
Lots:	2413.44	Worst Trade (Pips):	-	AHPR:	0.09%		
Commissions:	-\$541.46	Avg. Trade Length:	1hr 6m	GHPR:	0.09%		

Trading Activity		Open Trades	Open Orders	History ( 110 )	Exposure	Filter						
Open Date	Close date	Symbol	Action	Lots	SL(Pips)	TP(Pips)	Open Price	Close Price	Pips	Profit (USD)	Duration	Gain
05.04.2022 11:35	05.04.2022 15:05	GBPJPY	Sell	630.00	-3.70	29.20	153.352	153.060	29.20	183960.85	3h 30m	0.03%
05.04.2022 13:55	05.04.2022 15:05	GBPJPY	Sell	630.00	-3.70	29.13	153.316	153.025	29.13	183519.11	1h 10m	0.03%
07.04.2022 10:30	07.04.2022 10:55	GBPJPY	Sell	630.00	-3.70	29.08	152.051	151.716	29.08	183204.49	25m	0.03%
08.04.2022 08:00	08.04.2022 08:25	GBPJPY	Sell	630.00	-3.70	29.15	151.058	150.768	29.15	183645.42	25m	0.03%
09.04.2022 08:00	09.04.2022 08:25	GBPJPY	Buy	630.00	-3.70	29.19	149.673	149.964	29.19	183897.35	25m	0.03%
12.04.2022 10:55	12.04.2022 11:40	GBPJPY	Buy	630.00	-3.70	29.17	150.152	150.443	29.17	183771.28	45m	0.03%
13.04.2022 08:25	13.04.2022 08:40	GBPJPY	Sell	630.00	-3.70	29.18	150.749	150.458	29.18	183834.29	15m	0.03%
16.04.2022 08:00	16.04.2022 08:35	GBPJPY	Buy	630.00	-3.70	29.16	149.418	149.709	29.16	183708.09	35m	0.03%
19.04.2022 09:55	19.04.2022 11:05	GBPJPY	Buy	630.00	-3.70	29.14	149.921	150.212	29.14	183582.20	1h 10m	0.03%
20.04.2022 08:10	20.04.2022 08:40	GBPJPY	Sell	630.00	-3.70	29.16	151.914	151.623	29.16	183708.93	30m	0.03%
21.04.2022 09:20	21.04.2022 10:35	GBPJPY	Sell	630.00	-3.70	29.19	150.911	150.620	29.19	183897.45	1h 15m	0.03%

Leading Economic Index (3h 28min)      US dollar likely to remain strong at le... (4 min ago)      EURUSD 1.11067      GBPUSD 1.30662      USDJPY 109.534      USDCAD 1.30831

**BDSWISS**  
WE GIVE YOU MORE

Trade with **Ultra-Low Spreads** from **0**

Commission-Free on Raw Account

- FX
- Forex
- Indices
- Shares
- Commodities
- Cryptocurrencies

[Learn more](#)

78.3% of retail investor accounts lose money when trading CFDs with this provider. You should consider whether you can afford to take the high risk of losing your money.

Over **2.5M** clients from **196** countries

- Zero Commissions
- No Hidden Fees
- Spreads as low as 0 pips

Open an Account

Forex and CFD trading is high risk and can result in the loss of all your invested capital.

**XM**  
10 YEARS ANNIVERSARY

Activate Windows  
Go to PC settings to activate Windows.





Pegasus capital - \$1500000 Real  
Real (USD), IC Markets, 1:500, MetaTrader 4

✓ Track Record Verified  
✓ Trading Privileges Verified

Discuss Copy

Info	Stats	General
Gain:	+18.24%	
Abs. Gain:	+18.06%	
Daily:	0.91%	
Monthly:	18.24%	
Drawdown:	0.08%	
Balance:	\$20048000.11	
Equity:	(99.89%)\$19978000.01	
Highest:	(May 31) \$23648000.11	
Profit:	\$3648000.11	
Interest:	-\$482.37	
Deposits:	\$20000000.00	
Withdrawals:	\$3600000.00	
Updated:	5 Minutes ago	
Tracking:	6	



Trading	Periods	Goals	Browser				
		Gain (Difference)	Profit (Difference)	Pips (Difference)	Win % (Difference)	Trades (Difference)	Lots (Difference)
Today		+0.0% (-0.0%)	+0.0% (-0.0%)	\$0.00 (-\$0.00)	0.00% (-0.00%)	0 (-0)	0.00 (-0.00)
This Week		+4.55% (+0.44%)	+\$910002.87 (+\$88579.21)	+118.02 (+12.22)	100% (-2%)	6 (+3)	771.05 (+108.53)
This Month		+18.24% (+0.88%)	+\$3648000.04 (+\$176000.79)	+461.47 (+57.41)	94% (-6%)	17 (+1)	3226.45 (+447.56)
This Year		+219.77% (+16.48%)	\$35633700.47 (+\$3291200.70)	5664.96 (+107.70)	96% (+2%)	203 (+4)	38188.50 (+2827.88)

**BD SWISS**  
WE GIVE YOU MORE

Trade with  
**Ultra-Low Spreads**  
from

**0**

Commission-Free  
on Raw Account

- FX
- Forex
- Indices
- Shares
- Commodities
- Cryptocurrencies

Learn more

78.2% of retail investor accounts lose money when trading CFDs with this provider. You should consider whether you can afford to take the high risk of losing your money.

Over  
**2.5M**  
clients from  
**196** countries

- ✓ Zero Commissions
- ✓ No Hidden Fees
- ✓ Spreads as low as 0 pips

Open an Account

Forex and CFD trading is high risk and can result in the loss of all your invested capital.



Trade  
**Forex**  
and  
**CFDs** on

- Indices
- Gold
- Oil
- Stocks

Open an Account

Forex and CFD trading is high risk and can result in the loss of all your invested capital.



Activate Windows  
Go to PC settings to activate Windows



Trade  
**Forex**  
and  
**CFDs** on

- Indices
- Gold
- Oil
- Stocks

[Open an Account](#)

Forex and CFD trading is high risk and can result in the loss of all your invested capital.



Advanced Statistics	Trades	Summary	Hourly	Daily	Risk Of Ruin	Duration	MAE/MFE
Trades:	17	Longs Won:	(14/14) 100%	Profit Factor:	4.37		
Profitability:	<div style="width: 100%; height: 10px; background-color: green;"></div>	Shorts Won:	(2/3) 66.66%	Standard Deviation:	\$32164.83		
Pips:	461.47	Best Trade(\$):	(May 5) 213379.67	Sharpe Ratio:	83.73		
Average Win:	29.18pips/\$213014.03	Worst Trade(\$):	(May 25) -27010.73	Z-Score (Probability):	98.80%		
Average Loss:	-3.70pips/-\$27010.73	Best Trade (Pips):	(May 25) -3.70	Expectancy:	26.77pips/\$169606.50		
Lots:	3226.45	Worst Trade (Pips):	1h 11m	AHPR:	0.09%		
Commissions:	-\$763.57	Avg. Trade Length:	(2/3) 66.66%	GHRP:	0.09%		

Trading Activity		Open Trades	Open Orders	History ( 110 )	Exposure	Filter							
Open Date	Close date	Symbol	Action	Lots	SL(Pips)	TP(Pips)	Open Price	Close Price	Pips	Profit (USD)	Duration	Gain	
05.05.2022 08:00	05.05.2022 09:10	GBPJPY	Sell	730.00	-3.70	29.23	152.181	151.889	29.23	213379.67	1h 10m	0.03%	
06.05.2022 08:25	06.05.2022 09:55	GBPJPY	Sell	730.00	-3.70	29.15	152.092	151.800	29.15	212795.33	1h 30m	0.03%	
07.05.2022 09:20	07.05.2022 12:35	GBPJPY	Sell	730.00	-3.70	29.19	152.011	151.720	29.19	213087.05	3h 15m	0.03%	
11.05.2022 10:10	11.05.2022 11:40	GBPJPY	Sell	730.00	-3.70	29.21	153.922	153.630	29.21	213233.48	1h 30m	0.03%	
13.05.2022 08:05	13.05.2022 08:30	GBPJPY	Buy	730.00	-3.70	29.17	153.916	154.207	29.17	212941.6	25m	0.03%	
14.05.2022 09:50	14.05.2022 11:45	GBPJPY	Buy	730.00	-3.70	29.18	153.625	153.916	29.18	213014.89	1h 55m	0.03%	
17.05.2022 08:35	17.05.2022 08:50	GBPJPY	Sell	730.00	-3.70	29.16	154.155	153.864	29.16	212868.74	15m	0.03%	
18.05.2022 09:20	18.05.2022 10:20	GBPJPY	Buy	730.00	-3.70	29.18	154.531	154.822	29.18	213014.38	1h	0.03%	
20.04.2022 10:25	20.05.2022 11:40	GBPJPY	Buy	730.00	-3.70	29.15	153.694	153.985	29.15	212795.41	1h 15m	0.03%	
21.05.2022 08:15	21.05.2022 08:40	GBPJPY	Sell	730.00	-3.70	29.19	154.316	154.025	29.19	23087.37	25m	0.03%	
24.05.2022 09:05	24.05.2022 09:35	GBPJPY	Sell	730.00	-3.70	29.21	154.101	153.809	29.21	213233.90	30m	0.03%	

Leading Economic Index (3h 28min)

US dollar likely to remain strong at le... (4 min ago)

EURUSD 1.11067 GBPUSD 1.30662  
USDJPY 109.534 USDCAD 1.30831

**BDSWISS**  
WE GIVE YOU MORE

Trade with  
**Ultra-Low Spreads**  
from

# 0

Commission-Free on Raw Account

- FX
- Forex
- Indices
- Shares
- Commodities
- Cryptocurrencies

[Learn more](#)

78.2% of retail investor accounts lose money when trading CFDs with this provider. You should consider whether you can afford to take the high risk of losing your money.

Over  
**2.5M**  
clients from  
**196** countries

- Zero Commissions
- No Hidden Fees
- Spreads as low as 0 pips

[Open an Account](#)

Forex and CFD trading is high risk and can result in the loss of all your invested capital.



Activate Windows  
Go to PC settings to activate Windows.



Pegasus capital - \$1500000 Real  
Real (USD), IC Markets, 1:500, MetaTrader 4

✓ Track Record Verified  
✓ Trading Privileges Verified

Discuss Copy

Info	Stats	General
Gain:	+20.12%	
Abs. Gain:	+19.92%	
Daily:	1.00%	
Monthly:	20.12%	
Drawdown:	0.08%	
Balance:	\$22026400.22	
Equity:	(99.86%)\$21969200.72	
Highest:	(Jun 28) \$26426400.22	
Profit:	\$4426400.22	
Interest:	-\$571.53	
Deposits:	\$22000000.00	
Withdrawals:	\$4400000.00	
Updated:	9 Minutes ago	
Tracking:	6	



Trading	Periods	Goals	Browser				
		Gain (Difference)	Profit (Difference)	Pips (Difference)	Win % (Difference)	Trades (Difference)	Lots (Difference)
Today		+0.0% (-0.0%)	+0.0% (-0.0%)	\$0.00 (-\$0.00)	0.00% (-0.00%)	0 (-0)	0.00 (-0.00)
This Week		+5.03% (+0.48%)	+\$1106600.74 (+\$105600.52)	+131.46 (+23.31)	100% (+2%)	6 (-0)	841.77 (+145.30)
This Month		+20.12% (-1.88%)	+\$4426400.22 (+\$413600.65)	+512.96 (+36.21)	94% (-0%)	19 (+2)	3887.08 (+581.60)
This Year		+222.63% (+13.59%)	\$48978600.82 (+\$2989800.43)	6310.13 (+115.84)	93% (+2%)	211 (+6)	40319.10 (+3769.74)

**BD SWISS**  
WE GIVE YOU MORE

Trade with  
**Ultra-Low Spreads**  
from

**0**

Commission-Free  
on Raw Account

- FX
- Forex
- Indices
- Shares
- Commodities
- Cryptocurrencies

Learn more

78.3% of retail investor accounts lose money when trading CFDs with this provider. You should consider whether you can afford to take the high risk of losing your money.

Over  
**2.5M**  
clients from  
**196** countries

- ✓ Zero Commissions
- ✓ No Hidden Fees
- ✓ Spreads as low as 0 pips

Open an Account

Forex and CFD trading is high risk and can result in the loss of all your invested capital.



Trade  
**Forex**  
and  
**CFDs** on

- Indices
- Gold
- Oil
- Stocks

Open an Account

Forex and CFD trading is high risk and can result in the loss of all your invested capital.



Activate Windows  
Go to PC settings to activate Windows





# Trade Forex and CFDs on

- Indices
- Gold
- Oil
- Stocks

Open an Account

Forex and CFD trading is high risk and can result in the loss of all your invested capital.



Advanced Statistics		Trades	Summary	Hourly	Daily	Risk Of Ruin	Duration	MAE/MFE
Trades:	19	Longs Won:	(1/1) 100%	Profit Factor:	4.66			
Profitability:	<div style="width: 100%; height: 10px; background-color: green;"></div>	Shorts Won:	(17/18) 94.44%	Standard Deviation:	\$36291.82			
Pips:	512.96	Best Trade(\$):	(Jun 1) 28.53	Sharpe Ratio:	82.24			
Average Win:	28.49pips/\$233618.43	Worst Trade(\$):	(Jun 25)-30340.55	Z-Score (Probability):	98.45%			
Average Loss:	-3.70pips/- \$30340.55	Best Trade (Pips):	(Jun 1)23394.59	Expectancy:	27.35pips/\$224008.10			
Lots:	3887.08	Worst Trade (Pips):	(Jun 1)-3.70	AHPR:	0.09%			
Commissions:	-\$358.56	Avg. Trade Length:	2h 45m	GHPR:	0.09%			

Trading Activity		Open Trades	Open Orders	History ( 110)	Exposure	Filter						
Open Date	Close date	Symbol	Action	Lots	SL(Pips)	TP(Pips)	Open Price	Close Price	Pips	Profit (USD)	Duration	Gain
01.06.2022 08:15	01.06.2022 09:15	GBPJPY	Sell	730.00	-3.70	29.23	152.181	151.889	29.23	213379.67	1h 10m	0.03%
08.06.2022 08:00	08.06.2022 11:15	GBPJPY	Sell	730.00	-3.70	29.15	152.092	151.800	29.15	212795.33	1h 30m	0.03%
06.06.2022 10:25	08.06.2022 14:30	GBPJPY	Sell	730.00	-3.70	29.19	152.011	151.720	29.19	213087.05	3h 15m	0.03%
08.06.2022 12:40	08.06.2022 14:45	GBPJPY	Sell	730.00	-3.70	29.21	153.922	153.630	29.21	213233.48	1h 30m	0.03%
10.06.2022 08:30	10.06.2022 12:35	GBPJPY	Buy	730.00	-3.70	29.17	153.916	154.207	29.17	212941.6	25m	0.03%
10.06.2022 09:50	10.06.2022 12:40	GBPJPY	Buy	730.00	-3.70	29.18	153.625	153.916	29.18	213014.89	1h 55m	0.03%
11.06.2022 09:25	11.06.2022 17:00	GBPJPY	Sell	730.00	-3.70	29.16	154.155	153.864	29.16	212868.74	15m	0.03%
14.06.2022 09:35	14.06.2022 11:30	GBPJPY	Buy	730.00	-3.70	29.18	154.531	154.822	29.18	213014.38	1h	0.03%
18.06.2022 08:00	18.06.2022 09:15	GBPJPY	Buy	730.00	-3.70	29.15	153.694	153.985	29.15	212795.41	1h 15m	0.03%
24.06.2022 09:20	24.06.2022 10:25	GBPJPY	Sell	730.00	-3.70	29.19	154.316	154.025	29.19	23087.37	25m	0.03%
24.06.2022 09:20	21.06.2022 10:25	GBPJPY	Sell	730.00	-3.70	29.21	154.101	153.809	29.21	213233.90	30m	0.03%

Leading Economic Index (3h 28min)	US dollar likely to remain strong at le... (4 min ago)	EURUSD 1.11067	GBPUSD 1.30682
		USDJPY 109.534	USDCAD 1.30631

WE GIVE YOU MORE

## Trade with Ultra-Low Spreads from

# 0

Commission-Free on Raw Account

- FX
- Forex
- Indices
- Shares
- Commodities
- Cryptocurrencies

[Learn more](#)

78.3% of retail investor accounts lose money when trading CFDs with this provider. You should consider whether you can afford to take the high risk of losing your money.

Over **2.5M** clients from **196** countries

- ✓ Zero Commissions
- ✓ No Hidden Fees
- ✓ Spreads as low as 0 pips

Open an Account

Forex and CFD trading is high risk and can result in the loss of all your invested capital.



Activate Windows Go to PC settings to activate Windows.

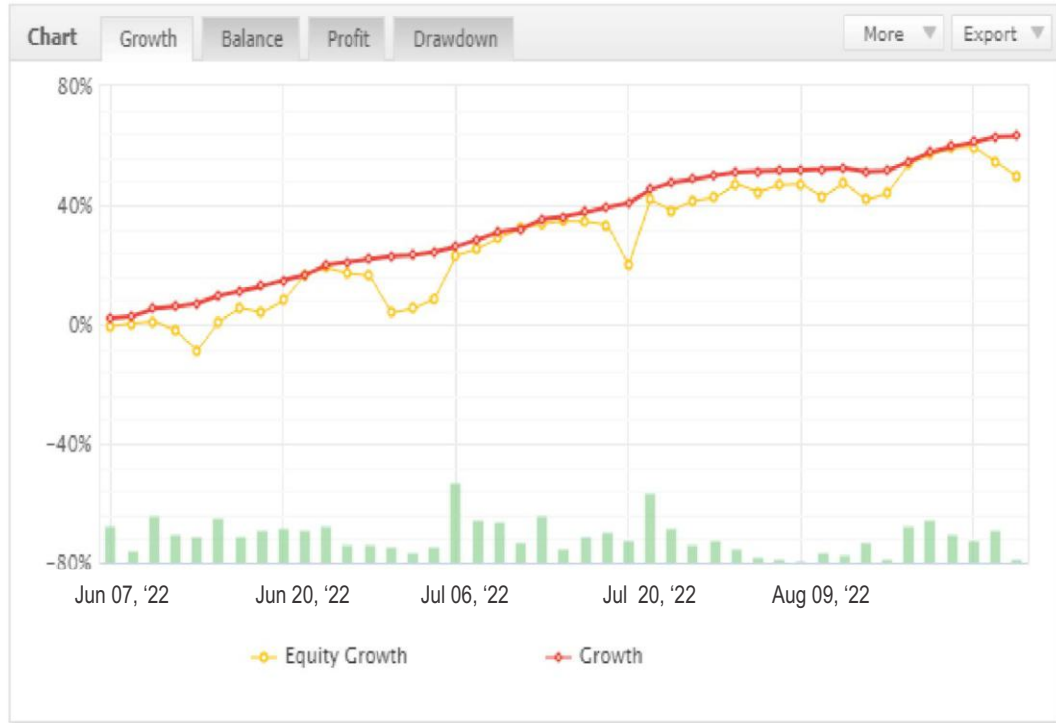


Pegasus capital - \$1500000 Real  
Real (USD), IC Markets, 1:500, MetaTrader 4

✓ Track Record Verified  
✓ Trading Privileges Verified

Discuss Copy

Info	Stats	General
Gain:	+19.66%	
Abs. Gain:	+19.47%	
Daily:	0.98%	
Monthly:	19.66%	
Drawdown:	0.11%	
Balance:	\$25015000.33	
Equity:	(99.88%)\$29879102.32	
Highest:	(July 30) \$29915000.33	
Profit:	\$4915000.33	
Interest:	-\$837.93	
Deposits:	\$25000000.00	
Withdrawals:	\$4900000.00	
Updated:	11 Minutes ago	
Tracking:	4	



Trading	Periods	Goals	Browser						
				Gain (Difference)	Profit (Difference)	Pips (Difference)	Win % (Difference)	Trades (Difference)	Lots (Difference)
	Today			+0.0% (-0.0%)	+0.0% (-0.0%)	\$0.00 (-\$0.00)	0.00% (-0.00%)	0 (-0)	0.00 (-0.00)
	This Week			+4.91% (+0.02%)	+\$1227500.15 (+\$5000.67)	+120.59 (+13.21)	100% (+2%)	5 (+1)	1017.91 (+223.35)
	This Month			+19.66% (-0.46%)	+\$4915000.33 (+\$115000.19)	+454.69 (+18.01)	93% (-1%)	15 (-4)	4283.59 (+470.14)
	This Year			+233.65% (+11.16%)	\$58412500.04 (+\$2790000.57)	6422.96 (+75.21)	92% (-4%)	206 (-2)	48578.77 (+3367.89)

**BD SWISS**  
WE GIVE YOU MORE

Trade with  
**Ultra-Low Spreads**  
from

**0**

Commission-Free  
on Raw Account

- FX
- Forex
- Indices
- Shares
- Commodities
- Cryptocurrencies

Learn more

78.3% of retail investor accounts lose money when trading CFDs with this provider. You should consider whether you can afford to take the high risk of losing your money.

Over  
**2.5M**  
clients from  
**196** countries

- ✓ Zero Commissions
- ✓ No Hidden Fees
- ✓ Spreads as low as 0 pips

Open an Account

Forex and CFD trading is high risk and can result in the loss of all your invested capital.



Trade  
**Forex**  
and  
**CFDs** on

- Indices
- Gold
- Oil
- Stocks

Open an Account

Forex and CFD trading is high risk and can result in the loss of all your invested capital.



Go to PC settings to activate Windows



Advanced Statistics		Trades	Summary	Hourly	Daily	Risk Of Ruin	Duration	MAE/MFE
Trades:		15	Longs Won:	(3/4) 75.00%	Profit Factor:		4.57	
Profitability:	<div style="width: 100%; height: 10px; background-color: green;"></div>		Shorts Won:	(11/11) 100%	Standard Deviation:		\$39548.75	
Pips:		252.69	Best Trade(\$):	(July 2) 316580.90	Sharpe Ratio:		85.31	
Average Win:		28.75pips/\$245500.03	Worst Trade(\$):	(July 16)-40700.44	Z-Score (Probability):		98.92%	
Average Loss:		-3.70pips/- \$40700.44	Best Trade (Pips):	(July 2) 28.79	Expectancy:		27.54pips/\$236057.72	
Lots:		4283.69	Worst Trade (Pips):	(July 16)-3.70	AHPR:		0.09%	
Commissions:		-\$431.74	Avg. Trade Length:	41m	GHPR:		0.09%	

Trading Activity		Open Trades	Open Orders	History ( 110 )	Exposure	Filter							
Open Date	Close date	Symbol	Action	Lots	SL(Pips)	TP(Pips)	Open Price	Close Price	Pips	Profit (USD)	Duration	Gain	
01.07.2022 09:00	01.07.2022 09:55	GBPJPY	Sell	1100.00	-3.70	28.78	153.785	153.498	28.78	316580.90	55m	0.03%	
02.07.2022 09:00	02.07.2022 09:55	GBPJPY	Sell	1100.00	-3.70	28.79	153.560	153.273	28.79	316690.37	55m	0.03%	
05.07.2022 08:30	05.07.2022 08:50	GBPJPY	Sell	1100.00	-3.70	28.70	153.983	153.696	28.70	315700.05	20m	0.03%	
05.07.2022 08:30	05.07.2022 08:50	GBPJPY	Sell	1100.00	-3.70	28.70	153.983	153.696	28.70	315700.05	20m	0.03%	
07.07.2022 08:35	07.07.2022 09:05	GBPJPY	Buy	1100.00	-3.70	28.71	152.563	152.850	28.71	315810.28	30m	0.03%	
07.07.2022 10:00	07.07.2022 10:25	GBPJPY	Buy	1100.00	-3.70	28.75	152.607	152.894	28.75	316250.33	25m	0.03%	
08.07.2022 10:40	08.07.2022 11:00	GBPJPY	Sell	1100.00	-3.70	29.76	151.695	151.408	29.76	316360.29	20m	0.03%	
09.07.2022 08:00	09.07.2022 09:30	GBPJPY	Buy	1100.00	-3.70	28.73	151.456	151.743	28.73	316030.21	1h 30m	0.03%	
15.07.2022 09:00	15.07.2022 09:40	GBPJPY	Buy	1100.00	-3.70	28.73	151.684	151.971	28.73	316030.84	40m	0.03%	
16.07.2022 09:50	16.07.2022 10:40	GBPJPY	Sell	1100.00	-3.70	28.79	152.567	152.280	28.79	316140.16	50m	0.03%	
16.07.2022 09:50	16.07.2022 10:40	GBPJPY	Sell	1100.00	-3.70	28.79	152.567	152.280	28.79	316140.16	50m	0.03%	

**BDSWISS**  
WE GIVE YOU MORE

Trade with **Ultra-Low Spreads** from

# 0

Commission-Free on Raw Account

- FX
- Forex
- Indices
- Shares
- Commodities
- Cryptocurrencies

[Learn more](#)

78.2% of retail investor accounts lose money when trading CFDs with this provider. You should consider whether you can afford to take the high risk of losing your money.

Over **2.5M** clients from **196** countries

- Zero Commissions
- No Hidden Fees
- Spreads as low as 0 pips

[Open an Account](#)

Forex and CFD trading is high risk and can result in the loss of all your invested capital.

Trade **Forex** and **CFDs** on

- Indices
- Gold
- Oil
- Stocks

[Open an Account](#)

Forex and CFD trading is high risk and can result in the loss of all your invested capital.



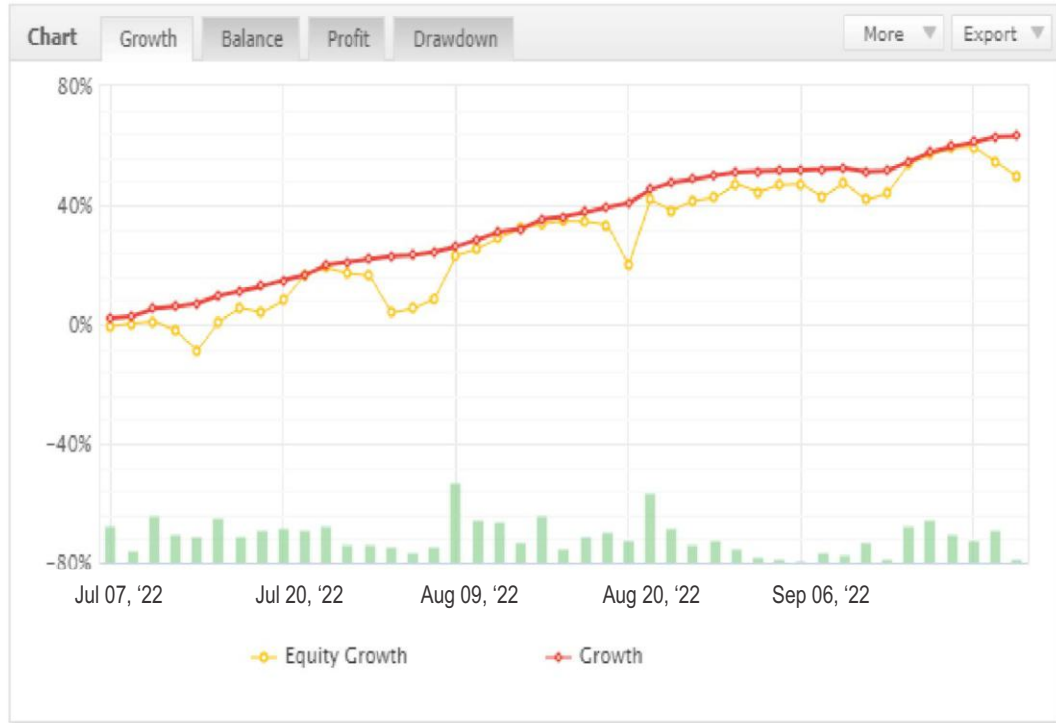


Pegasus capital - \$1500000 Real  
Real (USD), IC Markets, 1:500, MetaTrader 4

✓ Track Record Verified  
✓ Trading Privileges Verified

Discuss Copy

Info	Stats	General
Gain:	+20.06%	
Abs. Gain:	+20.04%	
Daily:	1.00%	
Monthly:	20.06%	
Drawdown:	0.08%	
Balance:	\$27016200.84	
Equity:	(99.86%)\$32370818.15	
Highest:	(Aug 29) \$32416200.84	
Profit:	\$5416200.84	
Interest:	-\$951.80	
Deposits:	\$27000000.00	
Withdrawals:	\$5400000.00	
Updated:	9 Minutes ago	
Tracking:	6	



Trading	Periods	Goals	Browser	Gain (Difference)	Profit (Difference)	Pips (Difference)	Win % (Difference)	Trades (Difference)	Lots (Difference)
Today				+0.0% (-0.0%)	+0.0% (-0.0%)	\$0.00 (-\$0.00)	0.00% (-0.00%)	0 (-0)	0.00 (-0.00)
This Week				+5.05% (+0.14%)	+\$1363500.26 (+\$37800.75)	+107.62 (-22.49)	100% (-0%)	4 (-1)	1266.95 (+223.97)
This Month				+20.06% (-0.40%)	+\$5416200.84 (+\$108000.50)	+446.28 (-9.51)	100% (+7%)	17 (+2)	4867.81 (+467.27)
This Year				+236.72% (+6.68%)	\$63914400.16 (+\$1803600.88)	5935.53 (-375.05)	96% (+2%)	210 (-6)	51584.64 (+3367.89)



Trade with Ultra-Low Spreads from

0

Commission-Free on Raw Account

- FX
- Forex
- Indices
- Shares
- Commodities
- Cryptocurrencies

Learn more

78.3% of retail investor accounts lose money when trading CFDs with this provider. You should consider whether you can afford to take the high risk of losing your money.

Over 2.5M clients from 196 countries

- ✓ Zero Commissions
- ✓ No Hidden Fees
- ✓ Spreads as low as 0 pips

Open an Account

Forex and CFD trading is high risk and can result in the loss of all your invested capital.



Trade Forex and CFDs on

- Indices
- Gold
- Oil
- Stocks

Open an Account

Forex and CFD trading is high risk and can result in the loss of all your invested capital.





Trade  
**Forex**  
and  
**CFDs** on

- Indices
- Gold
- Oil
- Stocks

[Open an Account](#)

Forex and CFD trading is high risk and can result in the loss of all your invested capital.



Advanced Statistics	Trades	Summary	Hourly	Daily	Risk Of Ruin	Duration	MAE/MFE
Trades:	17	Longs Won:	(2/2) 100%	Profit Factor:	4.61		
Profitability:	<div style="width: 100%; height: 10px; background-color: green;"></div>	Shorts Won:	(15/15) 100%	Standard Deviation:	\$42651.33		
Pips:	446.28	Best Trade(\$):	(Aug 13) 304370.86	Sharpe Ratio:	84.47		
Average Win:	27.62pips/\$340875.06	Worst Trade(\$):	-	Z-Score (Probability):	97.64%		
Average Loss:	-0.00pips/-\$0.00	Best Trade (Pips):	(Aug 13)27.67	Expectancy:	27.41pips/\$338250.32		
Lots:	4867.81	Worst Trade (Pips):	-	AHPR:	0.09%		
Commissions:	-\$473.11	Avg. Trade Length:	1h 49m	GHPR:	0.09%		

Trading Activity		Open Trades	Open Orders	History ( 110 )	Exposure	Filter							
Open Date	Close date	Symbol	Action	Lots	SL(Pips)	TP(Pips)	Open Price	Close Price	Pips	Profit (USD)	Duration	Gain	
02.08.2022 08:35	02.08.2022 09:40	GBPJPY	Sell	1100.00	-3.70	27.63	152.837	152.561	27.63	303930.44	1h 5m	0.03%	
05.08.2022 08:35	05.07.2022 11:50	GBPJPY	Sell	1100.00	-3.70	27.66	152.628	152.352	27.66	304260.17	3h 15m	0.03%	
09.08.2022 08:00	09.08.2022 09:00	GBPJPY	Sell	1100.00	-3.70	27.61	153.035	152.759	27.61	303710.05	1h	0.03%	
09.08.2022 10:25	09.08.2022 12:40	GBPJPY	Sell	1100.00	-3.70	27.62	153.036	152.760	27.62	303820.18	2h 15m	0.03%	
10.08.2022 08:00	10.08.2022 08:30	GBPJPY	Buy	1100.00	-3.70	27.64	152.796	153.072	27.64	304040.51	30m	0.03%	
10.08.2022 08:00	10.08.2022 08:30	GBPJPY	Buy	1100.00	-3.70	27.64	152.796	153.072	27.64	304040.51	30m	0.03%	
10.08.2022 09:55	10.08.2022 14:30	GBPJPY	Sell	1100.00	-3.70	27.64	153.199	152.923	27.64	304040.92	4h 35m	0.03%	
13.08.2022 09:30	13.08.2022 12:40	GBPJPY	Buy	1100.00	-3.70	27.67	152.083	152.359	27.67	304370.86	3h 10m	0.03%	
13.08.2022 11:25	13.08.2022 12:40	GBPJPY	Buy	1100.00	-3.70	27.67	152.083	152.359	27.67	303820.48	3h 10m	0.03%	
16.08.2022 09:00	16.08.2022 11:20	GBPJPY	Sell	1100.00	-3.70	27.60	151.653	151.377	27.60	303600.62	2h 20m	0.03%	
17.08.2022 10:00	17.08.2022 11:25	GBPJPY	Sell	1100.00	-3.70	27.60	150.987	150.711	27.60	303600.62	1h 25m	0.03%	

Leading Economic Index (3h 28min)

US dollar likely to remain strong at lea... (4 min ago)

EURUSD 1.11067 GBPUSD 1.30662  
USDJPY 109.534 USDCAD 1.30831

**BDSWISS**  
WE GIVE YOU MORE

Trade with  
**Ultra-Low Spreads**  
from

# 0

Commission-Free on Raw Account

- FX
- Forex
- Indices
- Shares
- Commodities
- Cryptocurrencies

[Learn more](#)

78.2% of retail investor accounts lose money when trading CFDs with this provider. You should consider whether you can afford to take the high risk of losing your money.

Over  
**2.5M**  
clients from  
**196** countries

- Zero Commissions
- No Hidden Fees
- Spreads as low as 0 pips

[Open an Account](#)

Forex and CFD trading is high risk and can result in the loss of all your invested capital.



Activate Windows  
Go to PC settings to activate Windows.

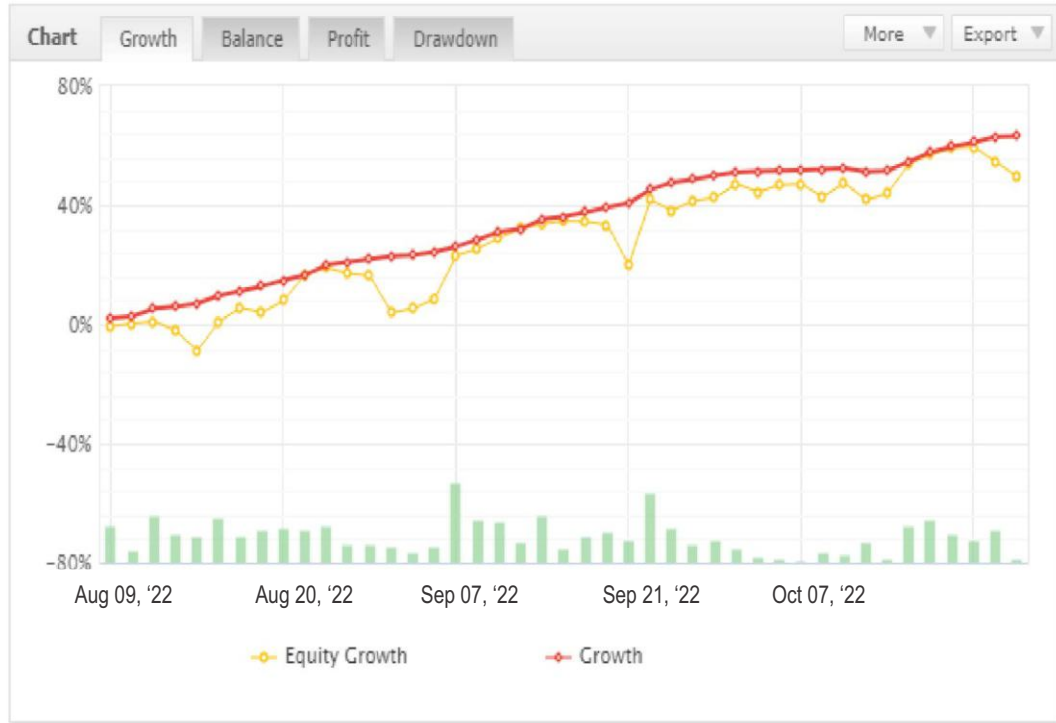


Pegasus capital - \$1500000 Real  
Real (USD), IC Markets, 1:500, MetaTrader 4

✓ Track Record Verified  
✓ Trading Privileges Verified

Discuss Copy

Info	Stats	General
Gain:	+18.37%	
Abs. Gain:	+18.19%	
Daily:	0.91%	
Monthly:	18.37%	
Drawdown:	0.08%	
Balance:	\$30011000.72	
Equity:	(99.87%)\$35464836.41	
Highest:	(Sep 28) \$35511000.72	
Profit:	\$5511000.72	
Interest:	-\$1058.33	
Deposits:	\$30000000.00	
Withdrawals:	\$5500000.00	
Updated:	7 Minutes ago	
Tracking:	6	



Trading	Periods	Goals	Browser				
		Gain (Difference)	Profit (Difference)	Pips (Difference)	Win % (Difference)	Trades (Difference)	Lots (Difference)
Today		+0.0% (-0.0%)	+0.0% (-0.0%)	\$0.00 (-\$0.00)	0.00% (-0.00%)	0 (-0)	0.00 (-0.00)
This Week		+4.59% (+0.14%)	+\$1377000.17 (+\$42000.78)	+116.91 (+9.29)	100% (-0%)	5 (+1)	1159.82 (-107.13)
This Month		+18.37% (-1.69%)	+\$5511000.72 (+\$507000.29)	+467.64 (+21.36)	100% (-0%)	15 (-2)	4679.28 (-188.53)
This Year		+216.64% (-11.08%)	\$64992000.23 (+\$3324000.17)	6011.68 (-76.15)	97% (+1%)	196 (-14)	56151.36 (-4566.72)

**BD SWISS**  
WE GIVE YOU MORE

Trade with  
**Ultra-Low Spreads**  
from

**0**

Commission-Free  
on Raw Account

- FX
- Forex
- Indices
- Shares
- Commodities
- Cryptocurrencies

Learn more

78.3% of retail investor accounts lose money when trading CFDs with this provider. You should consider whether you can afford to take the high risk of losing your money.

Over  
**2.5M**  
clients from  
**196** countries

- ✓ Zero Commissions
- ✓ No Hidden Fees
- ✓ Spreads as low as 0 pips

Open an Account

Forex and CFD trading is high risk and can result in the loss of all your invested capital.



Trade  
**Forex**  
and  
**CFDs** on

- Indices
- Gold
- Oil
- Stocks

Open an Account

Forex and CFD trading is high risk and can result in the loss of all your invested capital.



Go to PC settings to activate Windows





# Trade Forex and CFDs on

- Indices
- Gold
- Oil
- Stocks

Open an Account

Forex and CFD trading is high risk and can result in the loss of all your invested capital.



Advanced Statistics	Trades	Summary	Hourly	Daily	Risk Of Ruin	Duration	MAE/MFE
Trades:	15	Longs Won:	(6/6) 100%	Profit Factor:	4.35		
Profitability:	<div style="width: 100%; height: 10px; background-color: green;"></div>	Shorts Won:	(9/9) 100%	Standard Deviation:	\$43521.16		
Pips:	467.64	Best Trade(\$):	(Sep 10) 77100.26	Sharpe Ratio:	81.09		
Average Win:	25.95pips/\$275400.03	Worst Trade(\$):	-	Z-Score (Probability):	97.62%		
Average Loss:	-0.00pips/-\$0.00	Best Trade (Pips):	(Sep 10) 25.74	Expectancy:	25.76pips/\$273830.24		
Lots:	4679.28	Worst Trade (Pips):	-	AHPR:	0.09%		
Commissions:	-\$496.39	Avg. Trade Length:	1h 54m	GHPR:	0.09%		

Trading Activity		Open Trades	Open Orders	History ( 110 )	Exposure	Filter							
Open Date	Close date	Symbol	Action	Lots	SL(Pips)	TP(Pips)	Open Price	Close Price	Pips	Profit (USD)	Duration	Gain	
01.09.2022 08:55	01.09.2022 10:45	GBPJPY	Sell	1400.00	-3.70	25.46	151.869	151.615	25.46	76200.26	1h 50m	0.03%	
03.09.2022 08:25	03.09.2022 09:45	GBPJPY	Sell	1400.00	-3.70	25.09	152.184	151.934	25.09	75000.38	1h 20m	0.03%	
06.09.2022 08:20	06.09.2022 14:20	GBPJPY	Sell	1400.00	-3.70	25.38	152.122	151.869	25.38	355320.04	6h	0.03%	
07.09.2022 08:40	07.09.2022 09:05	GBPJPY	Sell	1400.00	-3.70	25.52	152.122	151.867	25.52	357280.79	25m	0.03%	
08.09.2022 08:40	08.09.2022 10:40	GBPJPY	Buy	1400.00	-3.70	25.39	151.476	151.729	25.39	355460.16	1h	0.03%	
09.09.2022 08:40	09.09.2022 09:25	GBPJPY	Buy	1400.00	-3.70	25.59	151.476	151.731	25.59	358260.81	45m	0.03%	
10.09.2022 09:10	10.09.2022 10:40	GBPJPY	Sell	1400.00	-3.70	25.74	152.613	152.356	25.74	360360.35	1h 30m	0.03%	
13.09.2022 08:40	13.09.2022 11:05	GBPJPY	Buy	1400.00	-3.70	25.66	151.980	152.236	25.66	359240.47	2h 25m	0.03%	
16.09.2022 08:00	16.09.2022 12:30	GBPJPY	Buy	1400.00	-3.70	25.40	151.050	151.304	25.40	355600.53	4h 30m	0.03%	
21.09.2022 09:10	21.09.2022 10:00	GBPJPY	Sell	1400.00	-3.70	25.37	150.113	149.860	25.37	355180.62	50m	0.03%	
21.09.2022 08:05	22.09.2022 08:25	GBPJPY	Sell	1400.00	-3.70	25.16	149.623	149.372	25.16	352240.48	20m	0.03%	

Leading Economic Index (3h 28min)	US dollar likely to remain strong at le... (4 min ago)	EURUSD 1.11067	GBPUSD 1.30682
		USDJPY 109.534	USDCAD 1.30631

**BD SWISS**  
WE GIVE YOU MORE

Trade with **Ultra-Low Spreads** from **0** Commission-Free on Raw Account

- FX
- Forex
- Indices
- Shares
- Commodities
- Cryptocurrencies

[Learn more](#)

78.2% of retail investor accounts lose money when trading CFDs with this provider. You should consider whether you can afford to take the high risk of losing your money.

Over **2.5M** clients from **196** countries

- ✓ Zero Commissions
- ✓ No Hidden Fees
- ✓ Spreads as low as 0 pips

Open an Account

Forex and CFD trading is high risk and can result in the loss of all your invested capital.



Activate Windows Go to PC settings to activate Windows





Pegasus capital - \$1500000 Real  
 Real (USD), IC Markets, 1:500, MetaTrader 4

✓ Track Record Verified  
 ✓ Trading Privileges Verified

Discuss Copy

Info	Stats	General
Gain:	+21.52%	
Abs. Gain:	+21.31%	
Daily:	1.07%	
Monthly:	21.52%	
Drawdown:	0.08%	
Balance:	\$32086400.41	
Equity:	(99.93%)\$38859179.92	
Highest:	(Oct 26) \$38886400.41	
Profit:	\$6886400.41	
Interest:	-\$1076.21	
Deposits:	\$32000000.00	
Withdrawals:	\$6800000.00	
Updated:	8 Minutes ago	
Tracking:	5	



Trading	Periods	Goals	Browser				
		Gain (Difference)	Profit (Difference)	Pips (Difference)	Win % (Difference)	Trades (Difference)	Lots (Difference)
Today		+0.0% (-0.0%)	+0.0% (-0.0%)	\$0.00 (-\$0.00)	0.00% (-0.00%)	0 (-0)	0.00 (-0.00)
This Week		+5.38% (+0.79%)	+\$1721600.39 (+\$252800.45)	+121.77 (+9.29)	100% (-0%)	5 (-0)	1637.24 (-777.42)
This Month		+21.52% (+3.15%)	+\$6886400.41 (+\$1008000.15)	+487.08 (+37.16)	93% (-7%)	16 (+1)	5748.96 (+1069.68)
This Year		+221.07% (-4.43%)	\$70742400.92 (+\$1417600.66)	6244.96 (+233.28)	96% (-1%)	196 (-14)	64987.52 (+8836.16)

**BD SWISS**  
 WE GIVE YOU MORE

Trade with  
**Ultra-Low Spreads**  
 from

**0**

Commission-Free  
 on Raw Account

- FX
- Forex
- Indices
- Shares
- Commodities
- Cryptocurrencies

Learn more

78.3% of retail investor accounts lose money when trading CFDs with this provider. You should consider whether you can afford to take the high risk of losing your money.

Over  
**2.5M**  
 clients from  
**196** countries

- ✓ Zero Commissions
- ✓ No Hidden Fees
- ✓ Spreads as low as 0 pips

Open an Account

Forex and CFD trading is high risk and can result in the loss of all your invested capital.

**XM**  
 10 YEARS ANNIVERSARY

Trade  
**Forex**  
 and  
**CFDs** on

- Indices
- Gold
- Oil
- Stocks

Open an Account

Forex and CFD trading is high risk and can result in the loss of all your invested capital.

**XM**  
 10 YEARS ANNIVERSARY



# Trade Forex and CFDs on

- Indices
- Gold
- Oil
- Stocks

Open an Account

Forex and CFD trading is high risk and can result in the loss of all your invested capital.



Advanced Statistics		Trades	Summary	Hourly	Daily	Risk Of Ruin	Duration	MAE/MFE
Trades:	16	Longs Won:	(10/10) 100%	Profit Factor:	4.41			
Profitability:	<div style="width: 100%; height: 10px; background-color: green;"></div>	Shorts Won:	(5/6) 83.33%	Standard Deviation:	\$44226.47			
Pips:	487.08	Best Trade(\$):	(Oct 1)	Sharpe Ratio:	82.32			
Average Win:	27.06pips/\$344320.07	Worst Trade(\$):	-	Z-Score (Probability):	98.52%			
Average Loss:	-0.00pips/-\$0.00	Best Trade (Pips):	(Oct 1)	Expectancy:	26.95pips/\$342908.35			
Lots:	5748.86	Worst Trade (Pips):	-	AHPR:	0.09%			
Commissions:	-\$518.86	Avg. Trade Length:	40m	GHPR:	0.09%			

Trading Activity		Open Trades	Open Orders	History ( 110 )	Exposure	Filter						
Open Date	Close date	Symbol	Action	Lots	SL(Pips)	TP(Pips)	Open Price	Close Price	Pips	Profit (USD)	Duration	Gain
06.10.2022 08:05	06.10.2022 08:20	GBPJPY	Sell	1500.00	-3.70	26.61	151.938	151.672	26.61	399150.35	15m	0.03%
07.10.2022 08:10	07.10.2022 08:10	GBPJPY	Sell	1500.00	-3.70	26.59	150.363	150.628	26.59	398850.08	10m	0.03%
11.10.2022 08:10	11.10.2022 08:40	GBPJPY	Sell	1500.00	-3.70	26.79	154.154	153.887	26.79	401850.13	30m	0.03%
12.10.2022 10:25	12.10.2022 10:35	GBPJPY	Sell	1500.00	-3.70	26.83	154.438	154.170	26.83	402450.05	10m	0.03%
13.10.2022 08:05	13.10.2022 08:35	GBPJPY	Buy	1500.00	-3.70	26.68	154.446	154.730	26.68	400200.21	30m	0.03%
19.10.2022 08:00	19.10.2022 09:15	GBPJPY	Buy	1500.00	-3.70	26.90	156.924	157.193	26.90	400500.10	1h 15m	0.03%
20.10.2022 09:15	20.10.2022 11:15	GBPJPY	Sell	1500.00	-3.70	26.86	157.679	157.679	26.86	402900.56	2h	0.03%
21.10.2022 08:15	21.10.2022 08:45	GBPJPY	Buy	1500.00	-3.70	26.88	157.492	157.492	26.88	403200.76	30m	0.03%
22.10.2022 09:00	22.10.2022 09:30	GBPJPY	Buy	1500.00	-3.70	26.74	156.912	156.912	26.74	401100.69	30m	0.03%
25.10.2022 09:05	25.10.2022 09:55	GBPJPY	Sell	1500.00	-3.70	26.81	156.692	156.692	26.81	402150.73	50m	0.03%
25.10.2022 09:05	25.10.2022 09:55	GBPJPY	Sell	1500.00	-3.70	26.81	156.692	156.692	26.81	402150.73	50m	0.03%

**BDSWISS**  
WE GIVE YOU MORE

Trade with **Ultra-Low Spreads** from **0**

Commission-Free on Raw Account

- FX
- Forex
- Indices
- Shares
- Commodities
- Cryptocurrencies

Learn more

78% of retail investor accounts lose money when trading CFDs with this provider. You should consider whether you can afford to take the high risk of losing your money.

Over **2.5M** clients from **196** countries

- ✓ Zero Commissions
- ✓ No Hidden Fees
- ✓ Spreads as low as 0 pips

Open an Account

Forex and CFD trading is high risk and can result in the loss of all your invested capital.



Activate Windows  
Go to PC settings to activate Windows.





Pegasus capital - \$1500000 Real  
Real (USD), IC Markets, 1:500, MetaTrader 4

✓ Track Record Verified  
✓ Trading Privileges Verified

Discuss Copy

Info	Stats	General
Gain:	+23.37%	
Abs. Gain:	+23.14%	
Daily:	1.16%	
Monthly:	23.37%	
Drawdown:	0.08%	
Balance:	\$35079500.35	
Equity:	(99.92%)\$43144956.74	
Highest:	(Nov 29) \$43179500.35	
Profit:	\$8179500.35	
Interest:	-\$1125.26	
Deposits:	\$35000000.00	
Withdrawals:	\$8100000.00	
Updated:	6 Minutes ago	
Tracking:	6	



Trading	Periods	Goals	Browser	Gain (Difference)	Profit (Difference)	Pips (Difference)	Win % (Difference)	Trades (Difference)	Lots (Difference)
Today				+0.0% (-0.0%)	+0.0% (-0.0%)	\$0.00 (-\$0.00)	0.00% (-0.00%)	0 (-0)	0.00 (-0.00)
This Week				+5.84% (+0.46%)	+\$1377000.17 (+\$42000.78)	+108.30 (-13.47)	100% (-0%)	4 (-1)	1837.24 (+265.78)
This Month				+23.37% (+1.85%)	+\$8179500.35 (+\$647500.33)	+413.24 (-73.84)	100% (-7%)	14 (-2)	6148.96 (-188.53)
This Year				+230.44% (+9.37%)	\$80654000.11 (+\$3279500.38)	5811.68 (-438.28)	97% (+1%)	192 (-3)	73787.52 (+8800.66)

**BDSWISS**  
WE GIVE YOU MORE

Trade with  
**Ultra-Low Spreads**  
from

**0**

Commission-Free  
on Raw Account

- FX
- Forex
- Indices
- Shares
- Commodities
- Cryptocurrencies

Learn more

78.3% of retail investor accounts lose money when trading CFDs with this provider. You should consider whether you can afford to take the high risk of losing your money.

Go to PC settings to activate Windows. **XM**  
10 YEARS ANNIVERSARY

Over  
**2.5M**  
clients from  
**196** countries

- ✓ Zero Commissions
- ✓ No Hidden Fees
- ✓ Spreads as low as 0 pips

Open an Account

Forex and CFD trading is high risk and can result in the loss of all your invested capital.

Trade  
**Forex**  
and  
**CFDs** on

- Indices
- Gold
- Oil
- Stocks

Open an Account

Forex and CFD trading is high risk and can result in the loss of all your invested capital.

**XM**  
10 YEARS ANNIVERSARY



Trade  
**Forex**  
and  
**CFDs** on

- Indices
- Gold
- Oil
- Stocks

[Open an Account](#)

Forex and CFD trading is high risk and can result in the loss of all your invested capital.



Advanced Statistics	Trades	Summary	Hourly	Daily	Risk Of Ruin	Duration	MAE/MFE
Trades:	14	Longs Won:	(8/8) 100%	Profit Factor:	4.35		
Profitability:	<div style="width: 100%; height: 10px; background-color: green;"></div>	Shorts Won:	(6/6) 100%	Standard Deviation:	\$		
Pips:	467.64	Best Trade(\$):	(Nov 2) 571560.63	Sharpe Ratio:	81.09		
Average Win:	25.95pips/\$344250.04	Worst Trade(\$):	-	Z-Score (Probability):	97.62%		
Average Loss:	-0.00pips/-\$0.00	Best Trade (Pips):	(Nov 2) 25.98	Expectancy:	25.76pips/\$273830.24		
Lots:	6148.96	Worst Trade (Pips):	-	AHPR:	0.09%		
Commissions:	-\$567.13	Avg. Trade Length:	43m	GHPR:	0.09%		

Trading Activity	Open Trades	Open Orders	History ( 110 )	Exposure	Filter								
Open Date	Close date	Symbol	Action	Lots	SL(Pips)	TP(Pips)	Open Price	Close Price	Pips	Profit (USD)	Duration	Gain	
01.11.2022 08:30	01.11.2022 08:55	GBPJPY	Sell	2200.00	-3.70	25.97	156.451	156.192	25.97	571340.33	25m	0.03%	
02.11.2022 08:05	02.11.2022 08:55	GBPJPY	Sell	2200.00	-3.70	25.98	155.195	154.936	25.98	571560.63	50m	0.03%	
05.11.2022 08:00	05.11.2022 08:10	GBPJPY	Sell	2200.00	-3.70	25.90	153.629	153.370	25.90	569800.91	10m	0.03%	
08.11.2022 09:15	08.11.2022 10:10	GBPJPY	Sell	2200.00	-3.70	25.94	153.155	152.896	25.94	570680.27	55m	0.03%	
09.11.2022 08:00	09.11.2022 08:10	GBPJPY	Buy	2200.00	-3.70	25.95	153.051	153.335	25.95	571780.67	10m	0.03%	
09.11.2022 09:05	09.11.2022 09:15	GBPJPY	Buy	2200.00	-3.70	25.95	153.076	152.948	25.95	571780.67	10m	0.03%	
10.11.2022 10:45	10.11.2022 11:10	GBPJPY	Sell	2200.00	-3.70	25.92	153.207	152.734	25.92	570240.20	25m	0.03%	
11.11.2022 08:20	11.11.2022 08:55	GBPJPY	Buy	2200.00	-3.70	25.94	152.475	152.734	25.94	570680.11	35m	0.03%	
11.11.2022 08:20	11.11.2022 08:55	GBPJPY	Buy	2200.00	-3.70	25.94	152.475	152.734	25.94	570680.11	35m	0.03%	
12.11.2022 08:55	12.11.2022 09:40	GBPJPY	Sell	2200.00	-3.70	25.98	152.884	152.625	25.98	571560.46	45m	0.03%	
16.11.2022 08:00	16.11.2022 10:55	GBPJPY	Sell	2200.00	-3.70	25.92	153.836	153.577	25.92	570240.74	2h 55m	0.03%	

Leading Economic Index (3h 28min)

US dollar likely to remain strong at le... (4 min ago)

EURUSD 1.11067 GBPUSD 1.30662  
USDJPY 109.534 USDCAD 1.30831

**BDSWISS**  
WE GIVE YOU MORE

Trade with  
**Ultra-Low Spreads**  
from

# 0

Commission-Free on Raw Account

- FX
- Forex
- Indices
- Shares
- Commodities
- Cryptocurrencies

[Learn more](#)

78.2% of retail investor accounts lose money when trading CFDs with this provider. You should consider whether you can afford to take the high risk of losing your money.

Over  
**2.5M**  
clients from  
**196** countries

- Zero Commissions
- No Hidden Fees
- Spreads as low as 0 pips

[Open an Account](#)

Forex and CFD trading is high risk and can result in the loss of all your invested capital.



Activate Windows  
Go to PC settings to activate Windows.



Pegasus capital - \$1500000 Real  
 Real (USD), IC Markets, 1:500, MetaTrader 4

✓ Track Record Verified  
 ✓ Trading Privileges Verified

Discuss Copy

Info	Stats	General
Gain:	+20.46%	
Abs. Gain:	+20.25%	
Daily:	1.02%	
Monthly:	20.46%	
Drawdown:	0.08%	
Balance:	\$35061000.37	
Equity:	(99.92%)\$42127271.56	
Highest:	(Dec 20) \$42161000.37	
Profit:	\$7161000.37	
Interest:	-\$1116.58	
Deposits:	\$35000000.00	
Withdrawals:	\$7100000.00	
Updated:	5 Minutes ago	
Tracking:	8	



Trading	Periods	Goals	Browser	Gain (Difference)	Profit (Difference)	Pips (Difference)	Win % (Difference)	Trades (Difference)	Lots (Difference)
Today				+0.0% (-0.0%)	+0.0% (-0.0%)	\$0.00 (-\$0.00)	0.00% (-0.00%)	0 (-0)	0.00 (-0.00)
This Week				+5.11% (-0.73%)	+\$1788500.88 (+\$42000.78)	+127.36 (-19.06)	100% (-0%)	4 (-0)	2014.05 (+117.36)
This Month				+20.46% (-2.91%)	+\$7161000.37 (+\$507000.29)	+436.95 (+23.71)	93% (-0%)	13 (-1)	5639.47 (+325.69)
This Year				+237.52% (+7.08%)	\$83132000.66 (+\$2478000.42)	6206.47 (+394.79)	98% (+1%)	194 (-1)	86912.73 (+6418.55)

**BD SWISS**  
 WE GIVE YOU MORE

Trade with  
**Ultra-Low Spreads**  
 from

**0**

Commission-Free  
 on Raw Account

- FX
- Forex
- Indices
- Shares
- Commodities
- Cryptocurrencies

Learn more

78.3% of retail investor accounts lose money when trading CFDs with this provider. You should consider whether you can afford to take the high risk of losing your money.

Over  
**2.5M**  
 clients from  
**196** countries

- ✓ Zero Commissions
- ✓ No Hidden Fees
- ✓ Spreads as low as 0 pips

Open an Account

Forex and CFD trading is high risk and can result in the loss of all your invested capital.



Trade  
**Forex**  
 and  
**CFDs** on

- Indices
- Gold
- Oil
- Stocks

Open an Account

Forex and CFD trading is high risk and can result in the loss of all your invested capital.



Activate Windows  
 Go to PC settings to activate Windows





# Trade Forex and CFDs on

- Indices
- Gold
- Oil
- Stocks

Open an Account

Forex and CFD trading is high risk and can result in the loss of all your invested capital.



Advanced Statistics		Trades	Summary	Hourly	Daily	Risk Of Ruin	Duration	MAE/MFE
Trades:	13	Longs Won:	(11/11) 100%	Profit Factor:	4.35			
Profitability:	<div style="width: 100%; height: 10px; background-color: green;"></div>	Shorts Won:	(2/2) 100%	Standard Deviation:	\$			
Pips:	436.95	Best Trade(\$):	(Dec 1) 530400.10	Sharpe Ratio:	83.31			
Average Win:	26.49pips/\$447125.22	Worst Trade(\$):	-	Z-Score (Probability):	97.89%			
Average Loss:	-0.00pips/-\$0.00	Best Trade (Pips):	(Dec 1) 26.52	Expectancy:	26.15pips/\$441357.24			
Lots:	5639.13	Worst Trade (Pips):	-	AHPR:	0.09%			
Commissions:	-\$609.13	Avg. Trade Length:	39m	GHPR:	0.09%			

Trading Activity		Open Trades	Open Orders	History ( 110 )	Exposure	Filter						
Open Date	Close date	Symbol	Action	Lots	SL(Pips)	TP(Pips)	Open Price	Close Price	Pips	Profit (USD)	Duration	Gain
01.12.2022 09:40	01.12.2022 10:50	GBPJPY	Sell	2000.00	-3.70	26.52	151.159	150.894	26.52	530400.10	1h 10m	0.03%
02.12.2022 10:00	02.12.2022 10:10	GBPJPY	Sell	2000.00	-3.70	26.47	150.747	150.483	26.47	529400.38	10m	0.03%
03.12.2022 08:25	03.12.2022 09:00	GBPJPY	Sell	2000.00	-3.70	26.49	150.701	150.437	26.49	529800.61	35m	0.03%
03.12.2022 09:25	03.12.2022 10:15	GBPJPY	Sell	2000.00	-3.70	26.50	150.638	150.373	26.50	530000.92	50m	0.03%
09.12.2022 08:20	09.12.2022 09:15	GBPJPY	Buy	2000.00	-3.70	26.48	149.680	149.944	26.48	529600.18	55m	0.03%
09.12.2022 08:20	09.12.2022 09:15	GBPJPY	Buy	2000.00	-3.70	26.48	149.680	149.944	26.48	529600.18	55m	0.03%
14.12.2022 09:25	14.12.2022 09:55	GBPJPY	Sell	2000.00	-3.70	26.46	150.355	150.091	26.46	529200.03	30m	0.03%
20.12.2022 09:30	20.12.2022 10:20	GBPJPY	Buy	2000.00	-3.70	26.49	149.534	149.798	26.49	529800.40	50m	0.03%
20.12.2022 08:50	20.12.2022 10:20	GBPJPY	Buy	2000.00	-3.70	26.49	159.534	149.798	26.49	529800.40	30m	0.03%
20.12.2022 14:15	20.12.2022 14:40	GBPJPY	Sell	2000.00	-3.70	26.49	150.356	150.092	26.49	529800.11	25m	0.03%
20.12.2022 14:15	12.11.2022 14:40	GBPJPY	Sell	2000.00	-3.70	26.49	150.356	150.092	26.49	529800.11	25m	0.03%

**BDSWISS**  
WE GIVE YOU MORE

Trade with **Ultra-Low Spreads** from **0**

Commission-Free on Raw Account

- FX
- Forex
- Indices
- Shares
- Commodities
- Cryptocurrencies

Learn more

78.3% of retail investor accounts lose money when trading CFDs with this provider. You should consider whether you can afford to take the high risk of losing your money.

Over **2.5M** clients from **196** countries

- ✓ Zero Commissions
- ✓ No Hidden Fees
- ✓ Spreads as low as 0 pips

Open an Account

Forex and CFD trading is high risk and can result in the loss of all your invested capital.



Activate Windows | Go to PC settings to activate Windows.